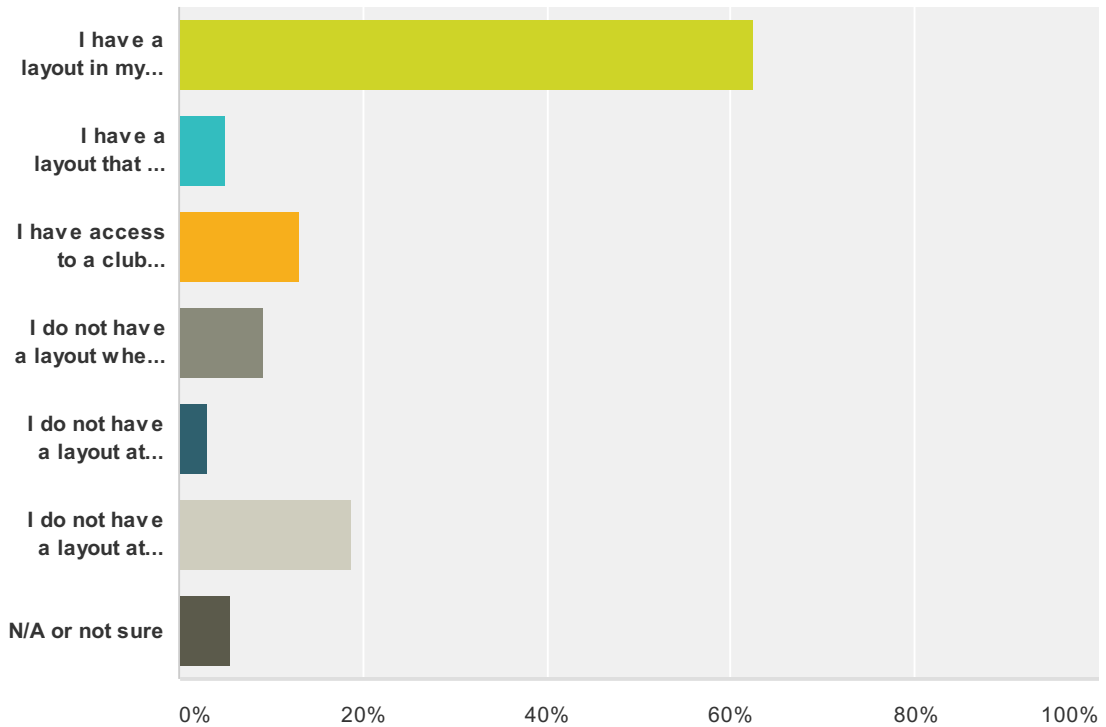


Q1 Do you have access to use of a Layout? Limit choices to best answers - max of 3.

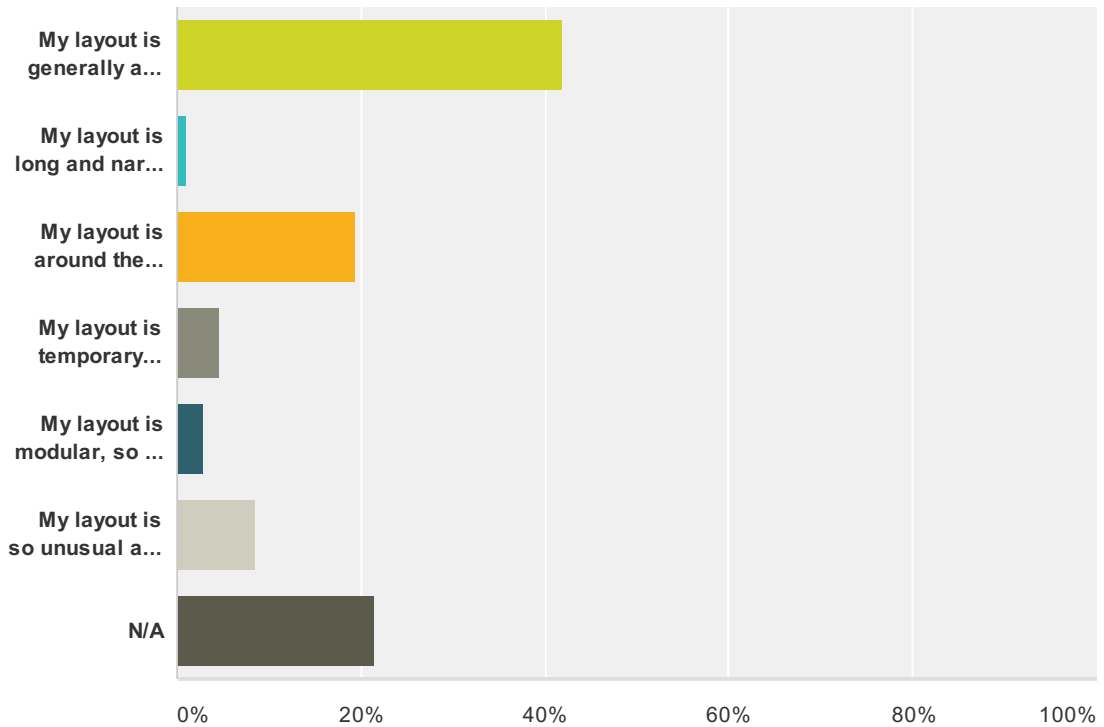
Answered: 197 Skipped: 1



Answer Choices	Responses	
I have a layout in my home	62.44%	123
I have a layout that is NOT in my home (ie business, club, etc)	5.08%	10
I have access to a club layout (a layout I share but do not own)	13.20%	26
I do not have a layout where I have operating rights.	9.14%	18
I do not have a layout at home, but am planning to build one in the next 3 months.	3.05%	6
I do not have a layout at home but plan on building one in the next year	18.78%	37
N/A or not sure	5.58%	11
Total Respondents: 197		

Q2 What is the general configuration of your layout

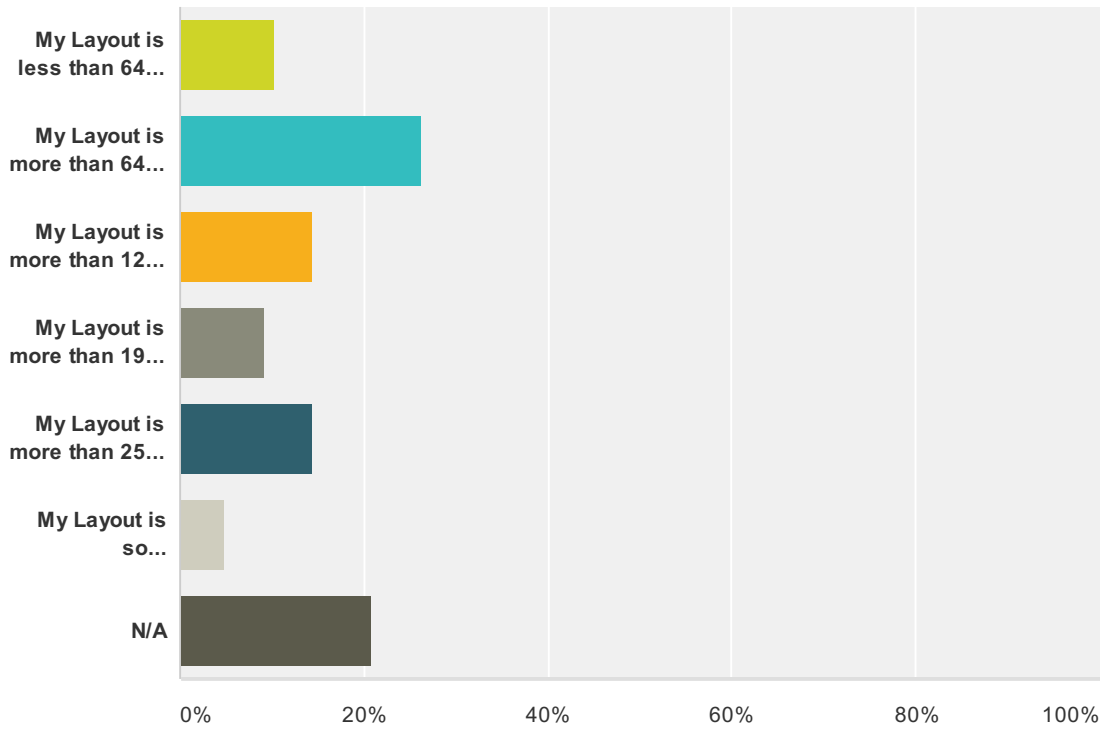
Answered: 176 Skipped: 22



Answer Choices	Responses	
My layout is generally a large rectangle (maybe with a spur for a siding)	42.05%	74
My layout is long and narrow (ie. a shelf layout)	1.14%	2
My layout is around the room, on walls with a center section for viewing and operations	19.32%	34
My layout is temporary and/or portable and I change it often	4.55%	8
My layout is modular, so it can be moved	2.84%	5
My layout is so unusual as to not fit into other definitions	8.52%	15
N/A	21.59%	38
Total		176

Q3 Please identify the size of your layout in square feet (estimate if necessary)

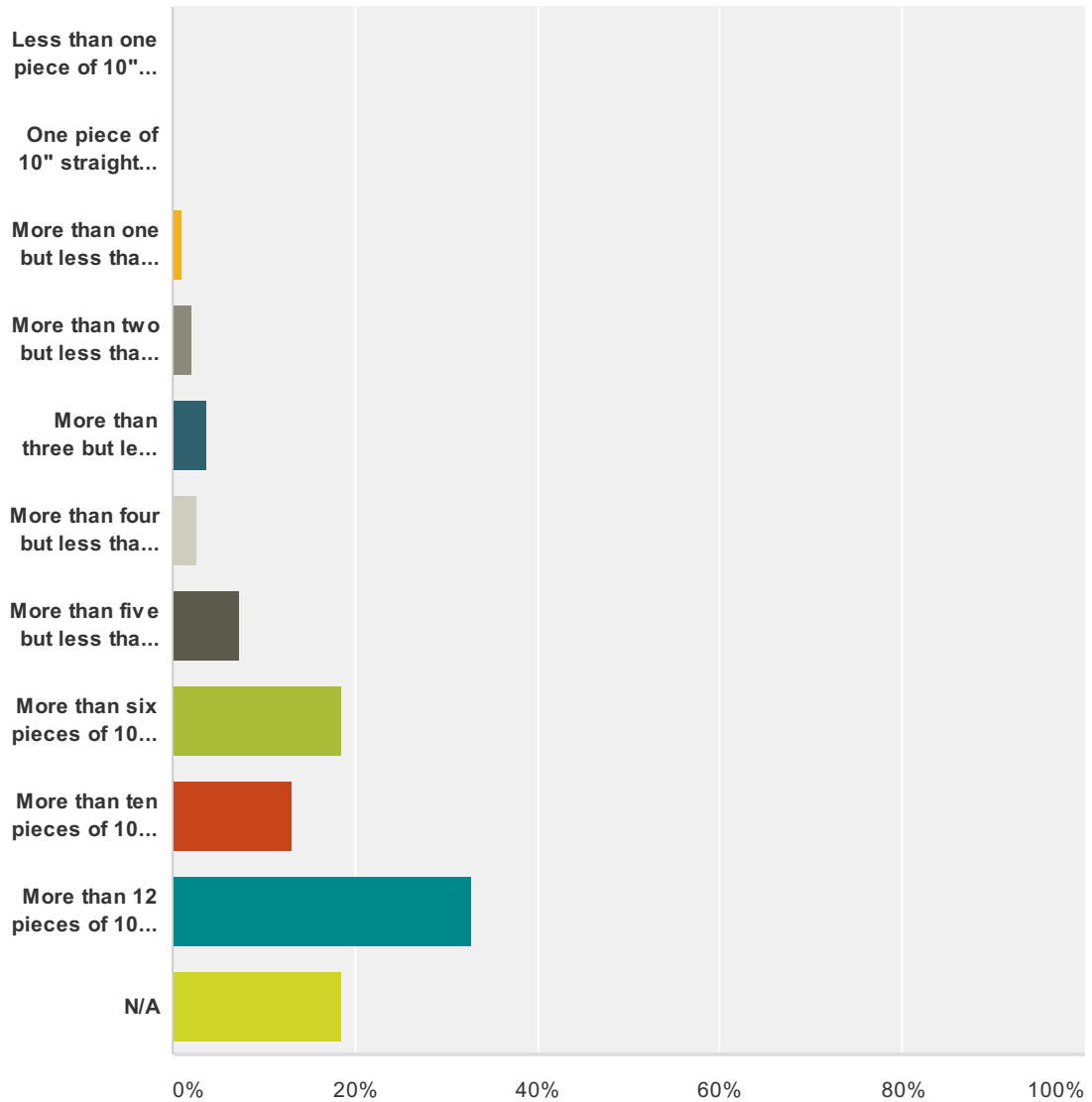
Answered: 187 Skipped: 11



Answer Choices	Responses	
My Layout is less than 64 Sq Ft (2 4x8 sheets)	10.16%	19
My Layout is more than 64 Sq Ft, but less than 128 Sq Ft (4 4x8 boards)	26.20%	49
My Layout is more than 128 Sq Ft but less than 192 Sq Ft (6 4x8 boards)	14.44%	27
My Layout is more than 192 Sq Ft, but less than 256 Sq Ft (8 4x8 boards)	9.09%	17
My Layout is more than 256 Sq Ft.	14.44%	27
My Layout is so unconventional in nature, it is hard to classify	4.81%	9
N/A	20.86%	39
Total		187

Q4 What is the longest straight run on your layout - please choose closest answer

Answered: 189 Skipped: 9



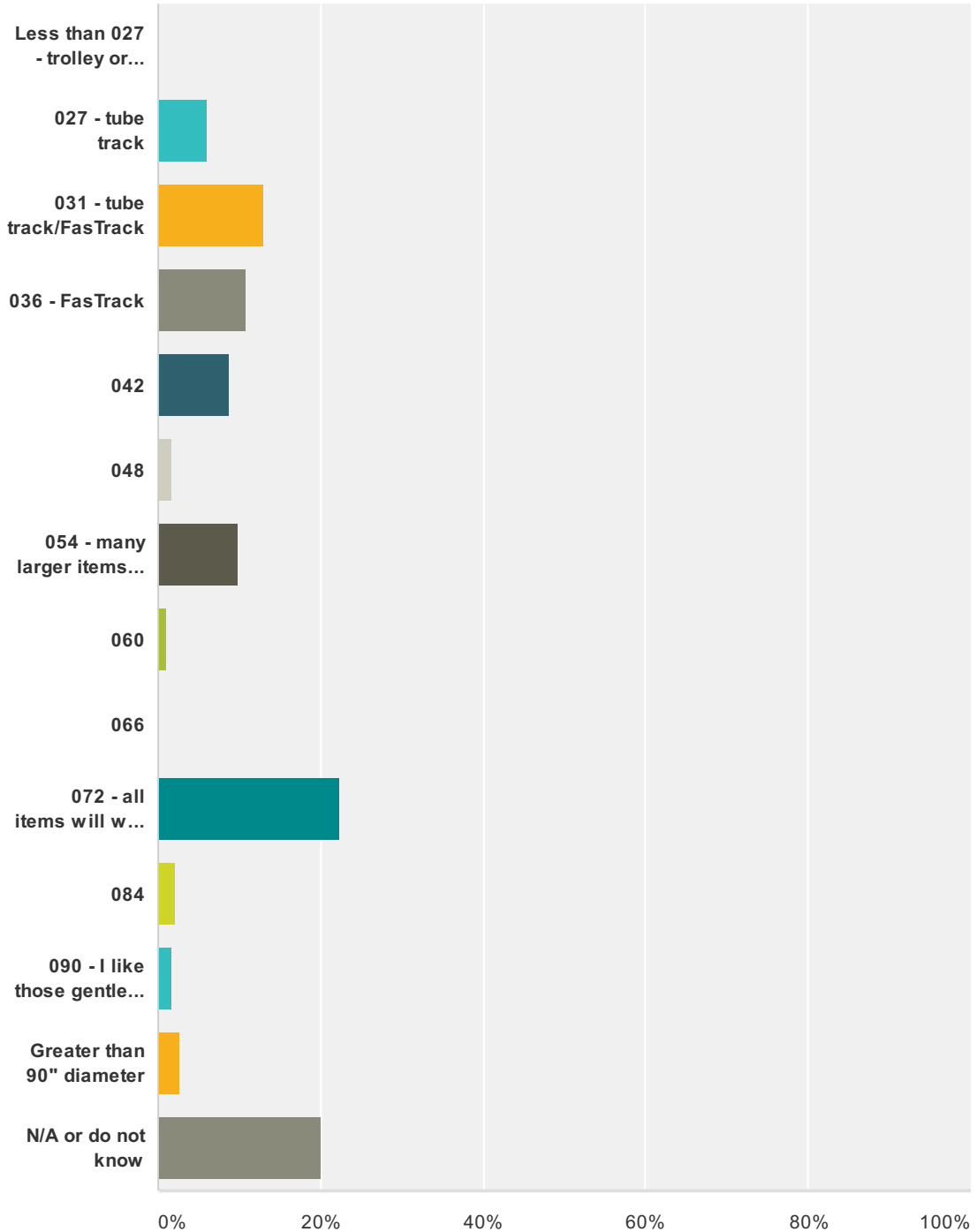
Answer Choices	Responses	
Less than one piece of 10" track -	0%	0
One piece of 10" straight track	0%	0
More than one but less than or equal two pieces of 10" track	1.06%	2
More than two but less than or equal three pieces of 10" track	2.12%	4
More than three but less than or equal four pieces of 10" track	3.70%	7
More than four but less than or equal five pieces of 10" track	2.65%	5
More than five but less than or equal six pieces of 10" track	7.41%	14
More than six pieces of 10" track (60 inches)	18.52%	35
More than ten pieces of 10" track	13.23%	25

Tell LCCA Poll Question #4

More than 12 pieces of 10" straight track	32.80%	62
N/A	18.52%	35
Total		189

Q5 What is the tightest curve on your main line with the largest radius. Answer expressed in terms common track nomenclature. Chose that is closest to your situation.

Answered: 184 Skipped: 14



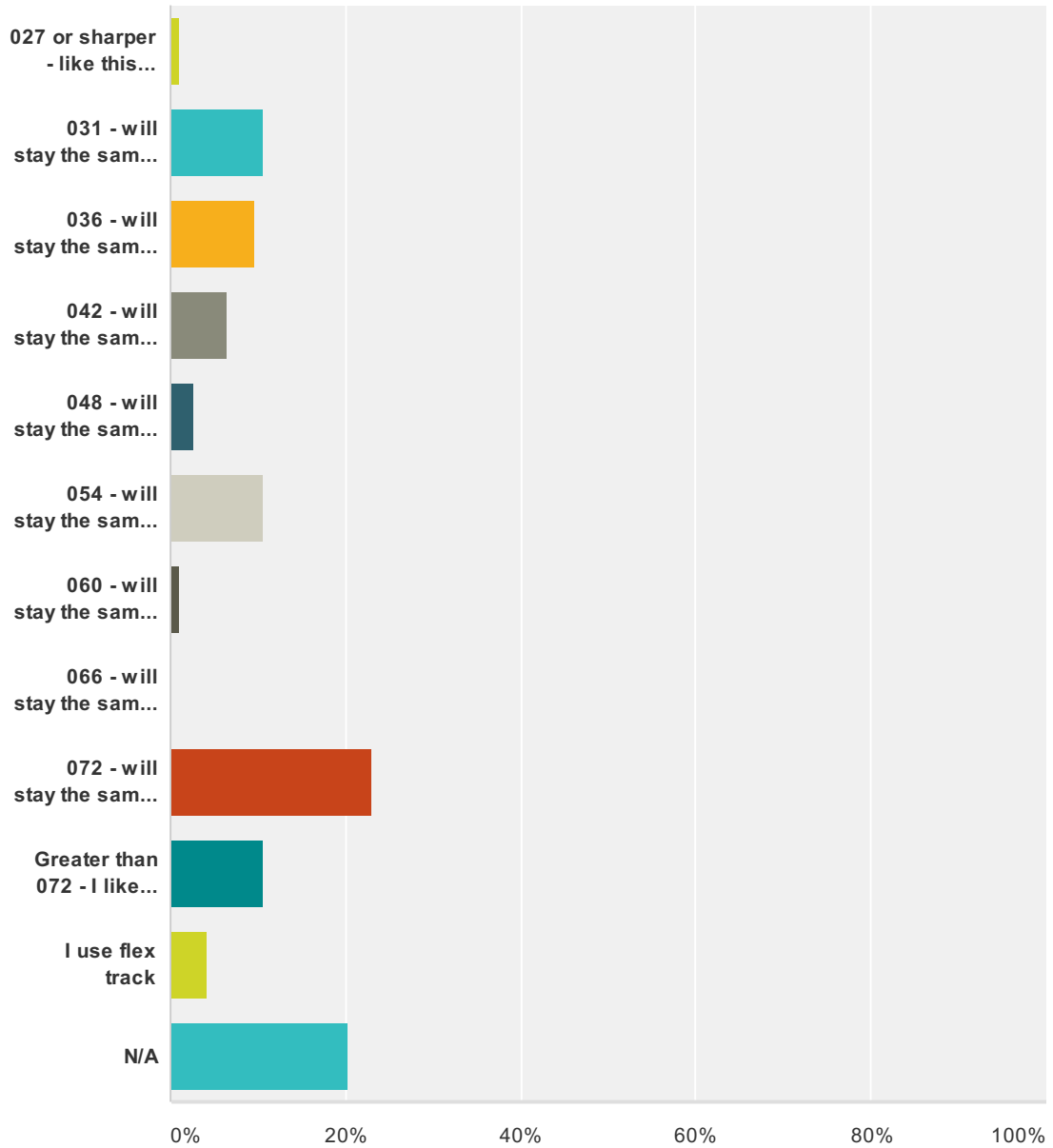
Answer Choices	Responses
Less than 027 - trolley or superstreets	0% 0

Tell LCCA Poll Question #4

027 - tube track	5.98%	11
031 - tube track/FasTrack	13.04%	24
036 - FasTrack	10.87%	20
042	8.70%	16
048	1.63%	3
054 - many larger items will work well on 054 curves	9.78%	18
060	1.09%	2
066	0%	0
072 - all items will work well on 072 - even the largest	22.28%	41
084	2.17%	4
090 - I like those gentle curves and have the room	1.63%	3
Greater than 90" diameter	2.72%	5
N/A or do not know	20.11%	37
Total		184

Q6 Will I change the radius of curves on my next layout (or if I rebuild my current layout)? Estimate if using flex track. Choose best choice

Answered: 188 Skipped: 10



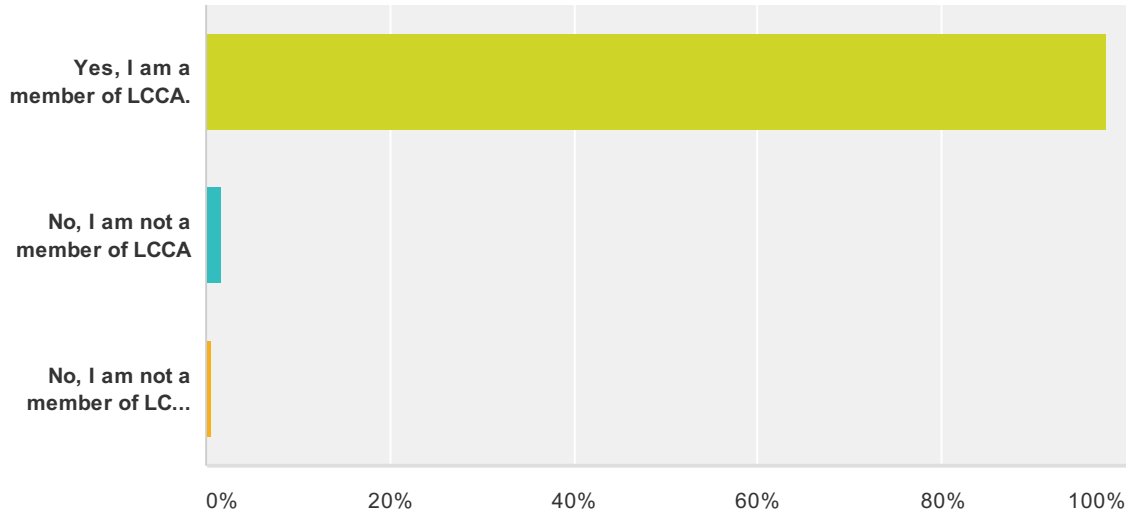
Answer Choices	Responses
027 or sharper - like this look/trolley/superstreets	1.06% 2
031 - will stay the same or move up from 027	10.64% 20
036 - will stay the same or move to FasTrack - want a little larger radius	9.57% 18
042 - will stay the same or move to 042	6.38% 12
048 - will stay the same or move to 048	2.66% 5

Tell LCCA Poll Question #4

054 - will stay the same or move to 054 - many of the larger items will run on 054	10.64%	20
060 - will stay the same or move to 060	1.06%	2
066 - will stay the same or move to 066	0%	0
072 - will stay the same or increase to 072 - want to run the really big items	22.87%	43
Greater than 072 - I like the look of trains on large radius	10.64%	20
I use flex track	4.26%	8
N/A	20.21%	38
Total		188

Q7 Are you a member of The Lionel Collectors Club of America?

Answered: 189 Skipped: 9



Answer Choices	Responses	
Yes, I am a member of LCCA.	97.88%	185
No, I am not a member of LCCA	1.59%	3
No, I am not a member of LCCA but I am considering joining.	0.53%	1
Total		189